



TREES



TREES

1-24

25+

ACER

HEDGE MAPLE / ÉRABLE CHAMPÊTRE

Acer campestre



Height: 10m Spread: 10m Zone: 5-9
 Shape: Rounded Foliage: Green

This drought-tolerant variety has distinct corky bark and can be used as a clipped hedge or a low growing tree.

- 40mm
- 45mm
- 50mm
- 60mm
- 70mm
- 80mm

Larger sizes available upon request.



Hedge Maple

ARMSTRONG MAPLE / ÉRABLE ARMSTRONG

Acer x freemanii 'Armstrong'



Height: 15m Spread: 8m Zone: 3
 Shape: Upright Foliage: Green

A fast-growing, narrowly upright tree that is suitable for tighter spaces.

- 40mm
- 45mm
- 50mm
- 60mm

AUTUMN BLAZE MAPLE / ÉRABLE AUTUMN BLAZE

Acer x freemanii 'Jeffersred'



Height: 16m Spread: 8m Zone: 3
 Shape: Upright Foliage: Green

Upright branching and broadly oval, this tree is known for its brilliant orange-red fall foliage.

1-24

25+

CELEBRATION MAPLE / ÉRABLE CELEBRATION

Acer x freemanii 'Celzam'



Height: 15m Spread: 8m Zone: 4
 Shape: Upright Foliage: Green

This tree combines the characteristics of the Silver Maple and Red Maple resulting in rapid growth, drought tolerance, good fall colour and the ability to grow in most soils.

- 200cm
- 250cm
- 40mm
- 45mm
- 50mm
- 60mm
- 70mm
- 80mm

Larger sizes available for all freemanii cultivars upon request.

AMUR MAPLE / ÉRABLE DE L'AMUR

Acer ginnala 'Standard'



Height: 7m Spread: 5m Zone: 2-9
 Shape: Rounded Foliage: Dark Green

A single-stem shrub with a dense rounded head. This variety provides great summer interest with a multitude of reddish keys.

- 40mm
- 45mm
- 50mm
- 60mm
- 70mm

Larger sizes available upon request.

PAPERBARK MAPLE

Acer griseum



Height: 7m Spread: 5m Zone: 6
 Shape: Upright Foliage: Rich Green

One of the most distinctive maples with cinnamon-brown bark that exfoliates in paper-thin strips, similar to birches. Upright and oval in shape, this tree grows as a clump or in tree form.

- 40mm
- 45mm
- 50mm
- 60mm

Larger sizes and clump form available upon request.

TREES

1-24

25+

STATE STREET MAPLE /

Acer miyabei 'Morton'



Height:12m Spread:9m Zone:4
Shape:Upright Foliage:Dark Green

A great shade tree that has an upright, oval habit. Dark green foliage turns deep yellow to gold in the fall.

- 40mm
- 45mm
- 50mm
- 60mm
- 70mm

Larger sizes available upon request.

**GREENCOLUMN MAPLE /
ÉRABLE GREENCOLUMN**

Acer nigrum 'Greencolumn'



Height:15m Spread:7m Zone:4
Shape:Upright Foliage:Light Green

A selection of Black Maple with an upright, oval form. This variety is very similar to Sugar Maple but better suited for hot, dry conditions.

- 40mm
- 45mm
- 50mm
- 60mm

Larger sizes available upon request.

NORWAY MAPLE / ÉRABLE DE NOVÈE

Acer platanoides



Height:15m Spread:14m Zone:5-9
Shape:14m Foliage:Green

A popular street tree with medium green foliage that turns bright yellow in the fall.

- 40mm
- 45mm
- 50mm
- 60mm
- 70mm
- 80mm
- 90mm
- 100mm

Larger sizes available upon request.

Legend:

- Full Sun
- Partial Sun
- Full Shade
- Bloom Time
- New
- Attracts Birds
- Native

1-24

25+

CLEVELAND MAPLE / ÉRABLE CLEVELAND

Acer platanoides 'Cleveland'



Height:12m Spread:9m Zone:4
Shape:Upright Foliage:Dark Green

Slightly smaller than full-sized Norway cultivars, this is a good city tree with an upright oval habit.

- 45mm
- 50mm
- 60mm
- 70mm
- 80mm

COLUMNAR MAPLE / ÉRABLE COLONNAIRE

Acer platanoides 'Columnar'



Height:12m Spread:4m Zone:5-9
Shape:Upright Foliage:Dark Green

A popular street tree with nice, dark green foliage.

- 40mm
- 45mm
- 50mm
- 60mm
- 70mm
- 80mm

**CRIMSON KING MAPLE /
ÉRABLE CRIMSON KING**

Acer platanoides 'Crimson King'



Height:12m Spread:11m Zone:4b-9
Shape:Rounded Foliage:Dark Red

This is a stunning tree with prominent deep red foliage until the fall.

- 40mm
- 45mm
- 50mm
- 60mm
- 70mm
- 80mm
- 90mm
- 100mm

**CRIMSON SENTRY MAPLE /
ÉRABLE CRIMSON SENTRY**

Acer platanoides



Height:9m Spread:5m Zone:5-9
Shape:Pyramidal Foliage:Dark Red

A pyramidal form of the Crimson King Maple.

TREES

1-24

25+

DEBORAH MAPLE / ÉRABLE DEBORAH

Acer platanoides 'Deborah'



Height:18m Spread:12m Zone:5-9

Shape:Rounded Foliage: Bright Red

Red foliage, fast growth rate and straight trunk.

40mm

45mm

50mm

60mm

70mm

80mm

90mm

100mm

Larger sizes available upon request

HARLEQUIN MAPLE / ÉRABLE HARLEQUIN

Acer platanoides 'Drummondii'



Height:15m Spread:8m Zone:6-9

Shape:Upright Foliage:Dark Green/Light Green

An unusual variety with dark green foliage that is edged in light green providing an excellent contrast.

40mm

45mm

50mm

60mm

70mm

80mm

90mm

100mm

EMERALD QUEEN MAPLE /

ÉRABLE EMERALD QUEEN

Acer platanoides 'Emerald Queen'



Height:15m Spread:12m Zone:4b-9

Shape:Upright Foliage:Deep Green

A fast growing selection of Norway Maple with a good straight trunk and an even symmetrical head.

40mm

45mm

50mm

60mm

70mm

80mm

90mm

100mm

1-24

25+

GLOBE MAPLE /

ÉRABLE DE NORVÈGE EN BOULE

Acer platanoides 'Globosum'



Height:6m Spread:5m Zone:

Shape:Upright Foliage:Dark Green

An easy and beautiful tree that has a dome-shaped head without clipping and dark green foliage.

40mm

45mm

50mm

60mm

70mm

80mm

EMERALD LUSTRE MAPLE /

ÉRABLE EMERALD LUSTRE

Acer platanoides 'Pond'



Height:14m Spread:13m Zone:3

Shape:Rounded Foliage:Dark Green

Glossy foliage has a wavy margin. This variety has a vigorous growth rate and good branch structure.

45mm

50mm

60mm

70mm

80mm

PRINCETON GOLD MAPLE /

ÉRABLE PRINCETON GOLD

Acer platanoides 'Princeton Gold'



Height:11m Spread:10m Zone:4

Shape:Oval Foliage: Golden-yellow

A selection of Norway Maple with golden-yellow foliage that holds its colour through to maturity.

45mm

50mm

60mm

ROYAL RED MAPLE / ÉRABLE ROYAL RED

Acer platanoides 'Royal Red'



Height:12.5m Spread:10m Zone:4-9

Shape:Rounded Foliage:Dark Red

This shade tree has dark red foliage that retains its colour throughout the growing season. Similar to the Crimson King but with a faster growth-rate.

40mm

45mm

50mm

60mm

70mm

80mm

TREES

1-24

25+

SCHWEDLER MAPLE / ÉRABLE SCHWEDLER

Acer platanoides 'Schwedleri'



Height:15m Spread:10m Zone:5-9
 Shape:Rounded Foliage:Red/Green

This beautiful selection features foliage whose new growth is red, becoming dark green in the summer, and finally yellow in the fall.

- 45mm
- 50mm
- 60mm
- 70mm
- 80mm
- 90mm
- 100mm

SUPERFORM MAPLE / ÉRABLE SUPERFORM

Acer platanoides 'Superform'



Height:18m Spread:12m Zone:5-9
 Shape:Rounded Foliage:Dark Green

A rapidly growing Norway selection that is noted for its straight trunk and good form. Foliage is a heavy dark green in all stages of growth.

- 45mm
- 50mm
- 60mm
- 70mm
- 80mm
- 90mm
- 100mm

SYCAMORE MAPLE / ÉRABLE SYCOMORE

Acer pseudoplatanus



Height:13m Spread:10m Zone:5
 Shape:Upright Foliage:Dark Green

This tree has a broadly arched crown, upright spreading branches and is noted for its tolerance to salt.

- 50mm
- 60mm
- 70mm

Legend:



1-24

25+

REGAL PETTICOAT™ MAPLE / ÉRABLE REGAL PETTICOAT™

Acer pseudoplatanus 'Tunpetti'



Height:13m Spread:10m Zone:5
 Shape:Upright Foliage:Dark Green/Purple

This new cultivar has been proven to be both disease resistant and tolerant of city conditions. The foliage is remarkable emerging dark red, becoming dark green with purple undersides in the summer and finally yellow with pinkish-purple undersides in the fall.

- 50mm
- 60mm
- 70mm



Regal Petticoat™ Maple

NATIVE RED MAPLE / ÉRABLE ROUGE

Acer rubrum



Height:20m Spread:15m Zone:3b-9
 Shape:Rounded Foliage:Green

A lovely native tree that is adaptive to a wide range of conditions.

- 150cm
- 175cm
- 200cm
- 250cm
- 40mm
- 45mm
- 50mm
- 60mm
- 70mm
- 80mm
- 90mm
- 100mm

Larger sizes available upon request.

TREES

1-24

25+

RED MAPLE CLUMP / ÉRABLE ROUGE TALLE*Acer rubrum*

Height: 12m Spread: 12m Zone: 4-9
 Shape: Rounded Foliage: Green

The popular Red Maple is now available as multi-stemmed clumps.

40mm

45mm

50mm

60mm

These can also be sold by height. Please inquire if pricing by height is required.

ARMSTRONG RED MAPLE / ÉRABLE ARMSTRONG*Acer rubrum 'Armstrong'*

Height: 14m Spread: 5m Zone: 4
 Shape: Narrow Foliage: Green

A narrowly formed tree whose green foliage becomes yellow-orange in the fall.

KARPICK RED MAPLE / ÉRABLE KARPICK*Acer rubrum 'Karpick'*

Height: 12m Spread: 7m Zone: 4
 Shape: Very Narrow Foliage: Green

Extremely narrow form with distinct red twigs and a rapid, uniform growth habit make this an excellent municipal tree.

MORGAN MAPLE / ÉRABLE MORGAN*Acer rubrum 'Morgan'*

Height: 14m Spread: 12m Zone: 4
 Shape: Oval Foliage: Green

This tree has a broadly oval shape and medium green foliage that becomes orange to red in the fall.

OCTOBER GLORY MAPLE / ÉRABLE OCTOBER GLORY*Acer rubrum 'October Glory'*

Height: 16m Spread: 11m Zone: 4
 Shape: Rounded Foliage: Glossy Green

The most impressive feature on this tree is its intense deep red to purple-red fall foliage.

1-24

25+

RED SUNSET MAPLE / ÉRABLE RED SUNSET*Acer rubrum 'Franksred'*

Height: 14m Spread: 12m Zone: 4
 Shape: Upright Foliage: Dark Green

Upright and oval in shape with glossy dark green foliage that becomes orange to red in the fall.

REDPOINTE® MAPLE / ÉRABLE REDPOINTE®*Acer rubrum 'Frank Jr.'*

Height: 13m Spread: 7m Zone: 4
 Shape: Narrow Foliage: Green

A narrowly rounded selection that has proven to be more drought, pest, and disease resistant than the species.

SILVER MAPLE / ÉRABLE ARGENTÉ*Acer saccharinum*

Height: 25m Spread: 15m Zone: 2b-9
 Shape: Oval Foliage: Green/Silver

A very hardy and fast-growing selection whose green foliage has a beautiful silver underside.

150cm

175cm

200cm

250cm

40mm

45mm

50mm

60mm

70mm

80mm

SILVER QUEEN MAPLE / ÉRABLE SILVER QUEEN*Acer saccharinum 'Silver Queen'*

Height: 20m Spread: 13m Zone: 3-9
 Shape: Upright Foliage: Green/Silver

A refined version of the Silver Maple with a dominant central leader and slender branches. Seedless.

40mm

45mm

50mm

60mm

70mm

80mm

TREES

1-24

25+

**CUTLEAF SILVER MAPLE /
ÉRABLE ARGENTÉ À FEUILLES LACINÉES**

Acer saccharinum 'Weiri'



Height:20m Spread:15m Zone:3-9
Shape:Pendulous Foliage:Green/Silver

A beautiful selection with deeply cut foliage and slightly pendulous branches.

- 45mm
- 50mm
- 60mm
- 70mm

SUGAR MAPLE / ÉRABLE À SUCRE

Acer saccharum



Height:20m Spread:15m Zone:4-9
Shape:Oval Foliage:Green

Canada's native tree known for its brilliant red fall foliage.

- 150cm
- 175cm
- 200cm
- 250cm
- 40mm
- 45mm
- 50mm
- 60mm
- 70mm
- 80mm
- 90mm
- 100mm

**COLUMNAR SUGAR MAPLE /
ÉRABLE COLUMNAR**

Acer saccharum



Height:13m Spread:4m Zone:4
Shape:Columnar Foliage:Dark Green

A smaller, tightly columnar selection of Sugar Maple. Virtually maintenance-free, this tree is perfect for smaller spaces or in a hedge.

- 40mm
- 45mm
- 50mm
- 60mm

Legend:



Full Sun



Partial Sun



Full Shade



Bloom Time



New



Attracts Birds



Native

1-24

25+

**COMMEMORATION SUGAR MAPLE /
ÉRABLE COMMEMORATION**

Acer saccharum 'Commemoration'



Height:15m Spread:12m Zone:4
Shape:Oval Foliage:Green

A rapidly growing variety with thick heavy foliage that is resistant to leaf tatter. Branches well as a young tree.

**ENDOWMENT SUGAR MAPLE /
ÉRABLE ENDOWMENT**

Acer saccharum 'Endowment'



Height:17m Spread:6m Zone:4
Shape:Columnar Foliage:Green

A narrowly columnar maple that is suitable for street tree plantings.

FALL FIESTA® MAPLE / ÉRABLE FALL FIESTA®

Acer saccharum 'Bailista'



Height:17m Spread:12m Zone:3
Shape:Oval Foliage:Dark Green

A consistently symmetrical grower that boasts deep green glossy foliage that is resistant to leaf tatter and leaf hopper damage.

**GREEN MOUNTAIN MAPLE /
ÉRABLE GREEN MOUNTAIN**

Acer saccharum 'Green Mountain'



Height:15m Spread:17m Zone:4-9
Shape:Rounded Foliage:Dark Green

A very good selection with leathery leaves and good scorch resistance. This tree is noted for its improved performances in dry, restricted areas.

LEGACY SUGAR MAPLE / ÉRABLE LEGACY

Acer saccharum 'Legacy'



Height:17m Spread:12m Zone:4
Shape:Oval Foliage:Dark Green

A rapid grower with a very symmetrical crown and thick dark leaves that are resistant to summer heat and leaf tatter.

TREES

1-24

25+

**TEMPLE'S UPRIGHT SUGAR MAPLE /
ÉRABLE TEMPLE'S UPRIGHT**

Acer saccharum 'Temple's Upright'



Height:9m Spread:3m Zone:4
Shape:Columnar Foliage:Dark Green

An unmistakably narrow selection. Branches grow perpendicular to the trunk and then up towards the sky.

TATARIAN MAPLE / ÉRABLE DE TARTARIE

Acer tataricum



Height:5m Spread:6m Zone:3
Shape:Oval Foliage:Bright Green/orange

A small densely oval tree with bright green to orange-red foliage. Tolerates cold, dry climates.
40mm
45mm
50mm
60mm

**NORWEGIAN SUNSET MAPLE /
ÉRABLE NORWEGIAN SUNSET**

Acer truncatum x Acer platanoides 'Keithsform'



Height:11m Spread:7m Zone:5b
Shape:Upright Foliage:Green

An upright oval tree with similarities to the Norway Maple in growth rate, branch structure, and leaf shape. It has outstanding fall colour and a uniform canopy structure.

45mm
50mm
60mm
70mm
80mm

**PACIFIC SUNSET MAPLE /
ÉRABLE PACIFIC SUNSET**

Acer truncatum 'Pacific Sunset'



Height:9m Spread:7m Zone:4b-9
Shape:Rounded Foliage:Dark Green

Fall colour is a little brighter than the Norwegian Sunset. Its branch structure is finer textured, more spreading, and has outstanding glossy summer foliage.

45mm
50mm
60mm
70mm
80mm

Larger sizes available in all Acer varieties

1-24

25+

AESCULUS

**RUBY RED HORSE CHESTNUT /
MARRONNIER À FLEURS ROUGES**

Aesculus carnea 'Briotti'



Height:12m Spread:12m Zone:5b-9
Shape:Rounded Foliage:Dark Green

A broad, dense, rounded shade tree that has dark green foliage with a red midrib. Dark rosy-red flower panicles bloom in May -June. This tree is very adaptable to soil types but prefers a deep and well-drained soil.

45mm
50mm
60mm
70mm
80mm

**FORT MCNAIR HOSE CHESTNUT /
MARRONNIER FORT MCNAIR**

Aesculus x carnea 'Fort Mcnair'



Height:15m Spread:10m Zone:3
Shape:Rounded Foliage:Dark Green

Upright dark pink panicles bloom in late spring and early summer. The dark green foliage holds its colour until drop, not acquiring the paper-bag look of other varieties.

45mm
50mm
60mm
70mm
80mm

OHIO BUCKEYE / MARRONNIER DE L'OHIO

Aesculus glabra



Height:12m Spread:12m Zone:2b-9
Shape:Rounded Foliage:Bright Green

The hardiest Horse Chestnut with yellow flowers and bright green foliage that turns a brilliant orange in the fall.

45mm
50mm
60mm
70mm
80mm

TREES

1-24

25+

COMMON HORSE CHESTNUT / MARRONNIER D'INDE

Aesculus hippocastanum

  May-June
White
Height:18m Spread:16m Zone:5b-9
Shape:Rounded Foliage:Green

A popular, fast-growing tree with an abundance of nuts in the fall and lovely white flowers in the late spring/early summer.

- 45mm
- 50mm
- 60mm
- 70mm
- 80mm

BAUMANN HORSE CHESTNUT / MARRONNIER DE BAUMAN

Aesculus hippocastanum 'Baumanni'


  May-June
White
Height:9m Spread:7.5m Zone:5
Shape:Upright Foliage:Green

In late spring, beautiful double white flowers with pink flecks bloom and last longer than flowers on other species.

ALNUS

BLACK ALDER / AULNE NOIR

Alnus glutinosa




 Height:15m Spread:10m Zone:4
Shape:Pyramidal Foliage:Dark Green

This bushy tree has very sticky young growth and yellow catkins in March.

- 45mm
- 50mm
- 60mm
- 70mm

SPECKLED ALDER / AULNE NOIR

Alnus rugosa

   Height:4m Spread:6m Zone:3
Shape:Thicket Foliage:Green

A small, multi-branched tree that has attractive seed cones that last through the winter. This is a great variety for wetlands.

- 45mm
- 50mm
- 60mm
- 70mm





1-24

25+

AMELANCHIER

DOWNY SERVICEBERRY (SHADBLOW) / AMÉLANCHIER DU CANADA

Amelanchier canadensis - Tree Forms

   May
White 
Height:10m Spread:5m Zone:3-9
Shape:Thicket Foliage:Dark Green

This is a very popular tree with white flowers in the spring and bright red edible berries that attract birds.

- 175cm
- 200cm
- 250cm
- 40mm
- 45mm
- 50mm
- 60mm
- 70mm

Larger sizes available upon request.

BALLERINA SERVICEBERRY

Amelanchier canadensis 'Ballerina'

   May
White 
Height:5m Spread:4m Zone:4-9
Shape:Upright Foliage:Gray-green




This selection produces large white flowers in the spring and the gray-green foliage becomes a brilliant orange-red in the fall.

- 40mm
- 45mm
- 50mm
- 60mm
- 70mm

MULTI-STEM SERVICEBERRY ON PAGE 66

AUTUMN BRILLIANCE SERVICEBERRY / AMÉLANCHIER GLABRE

Amelanchier x grandiflora 'Autumn Brilliance'

   May
White 
Height:8m Spread:5m Zone:5
Shape:Upright Foliage:Green

This moderately upright oval tree has clusters of white flowers in the spring and bright red fall foliage.

- 40mm
- 45mm
- 50mm
- 60mm
- 70mm

TREES

1-24

25+

**ALLEGHANY SERVICEBERRY /
AMÉLANCHIER GLABRE**

Amelanchier laevis



Height:6m

Shape:Upright



May
White

Spread:5m

Foliage:Green



Zone:4

A small ornamental tree with fragrant white flowers in the spring. Rosy young foliage that turns green through the summer and orange-red in the fall.

ARALIA

**DEVIL'S WALKING STICK /
ANGÉLIQUE DE JAPON**

Aralia elata



Height:5m

Shape:Canopy



August
White

Spread:5m

Foliage:Bright Green

Zone:5-9

This tree gets its name from the large sharp thorns that grow on its main stems. It is hardy in city conditions and dry soils and features large clusters of white flowers in August.

100cm

125cm

150cm

175cm

200cm

225cm

250cm

Larger sizes available upon request

BETULA

**CRIMSON FROST BIRCH /
BOULEAU CRIMSON FROST**

Betula 'Crimson Frost'



Height:6m

Shape:Upright

Spread:6m

Foliage:Deep Red

Zone:3

This very hardy, outstanding tree has beautiful burgundy-red foliage from spring to fall and white bark with a brownish-red tint.

Singles

45mm

50mm

60mm

70mm

Clumps

45mm

50mm

60mm

1-24

25+

RIVER BIRCH / BOULEAU DES RIVIÈRES

Betula nigra



Height:25m

Shape:10m

Spread:10m

Foliage:Dark Green



Zone:4

A tall ornamental specimen tree for estates, parks, golf courses, and other large areas. Ideal for areas which are wet a portion of the year but dry in the summer and fall. Noted for its bark character and bore resistance.

Singles

150cm

175cm

200cm

250cm

300cm

45mm

50mm

60mm

70mm

80mm

Doubles

250cm

300cm

45mm

50mm

60mm

70mm

80mm

Clumps

250cm

300cm

45mm

50mm

60mm

70mm

80mm

Legend:



Full Sun



Partial
Sun



Full
Shade



Bloom
Time



New



Attracts
Birds



Native

TREES

1-24

25+

PAPER BIRCH / BOULEAU À PAPIER

Betula papyrifera



Height:20m Spread:10m Zone:3-9
 Shape:Pyramidal Foliage:Deep Green

The pure white exfoliating bark makes the Paper Birch a beautiful accent tree with significant winter interest. This popular tree has deep green foliage that will turn yellow in an alkaline soil.



Paper Birch

CUTLEAF WEeping BIRCH / BOULEAU PLEUREUR À FEUILLES DÉCOUPÉES

Betula pendula 'Gracilis'



Height:15m Spread:8m Zone:2-9
 Shape:Arching Foliage:Green

This upright and beautifully arching Birch is noted for its white bark, finely cut leaves and graceful appearance.

45mm
 50mm
 60mm
 70mm

YOUNG'S WEeping BIRCH / BOULEAU PLEUREUR YOUNG'S

Betula pendula 'Youngii'



Height:10m Spread:5m Zone:2b-9
 Shape:Pendulous Foliage:Deep Green

This tree is noted for its clear white bark, fine foliage and sculptured pendulous habit.

50mm
 60mm
 70mm

1-24

25+

JACQUEMONTII (HIMALAYAN) BIRCH / BOULEAU JACQUEMONTII

Betula utilis 'Jacquemontii'



Height:15.5m Spread:5m Zone:4-7
 Shape:Pyramidal Foliage:Dark Green

This tree has the whitest bark of all the Birches. Its trunk seems to almost glow when planted among darker plants.

Singles

45mm
 50mm
 60mm
 70mm

Clumps

45mm
 50mm
 60mm

EUROPEAN WHITE BIRCH

Betula verrucosa



Height:20m Spread:6m Zone:2-9
 Shape:Oval Foliage:Deep Green

Features uneven bark with obvious black spots and warts along the shoots. The dark green foliage turns a dazzling yellow in the fall which further accents the showy bark.

CARAGANA

WEeping PEASHRUB / POIS DE SIBÉRIE PLEUREUR

Caragana arborescens 'Pendula'



Height:2.5m Spread:1.8m Zone:2-9
 Shape:Weeping Foliage:Bright Green

A small specimen tree with pendulous branches and finely textured bright green foliage that turns yellow in the fall. Bright yellow flowers grace the branches in the spring.

40mm
 45mm
 50mm
 60mm

TREES

1-24

25+

CUTLEAF WEEPING PEASHRUB / CARAGANIER PLEUREUR

Caragana arborescens 'Walker'



April-May
Yellow

Height: 2m Spread: 1.8m Zone: 5

Shape: Weeping Foliage: Dark Green

Very finely cut leaves with weeping branches that almost reach the ground and are covered in yellow flowers in the spring.

125cm
150cm
40mm
45mm

CARPINUS

PYRAMIDAL EUROPEAN HORNBEAM / CHARME EUROPÉEN FASTIGIÉ

Carpinus betulus 'Fastigiata'



Height: 10m Spread: 4m Zone: 6-9

Shape: Pyramidal Foliage: Dark Green

This pyramidal tree with upright branches has very dense foliage that turns yellow in the fall.

40mm
45mm
50mm
60mm
70mm

FRANS FONTAINE PYRAMIDAL EUROPEAN HORNBEAM / CHARME EUROPÉEN FASTIGIÉ FRANS FONTAINE

Carpinus betulus 'Frans Fontaine'



Height: 10m Spread: 4m Zone: 6-9

Shape: Upright Foliage: Dark Green

Growth habit is oval with upright branches and it has fine to medium, very dense foliage.

BLUE BEECH / CHARME DE CAROLINE

Carpinus caroliniana



Height: 7m Spread: 6m Zone: 3

Shape: Spreading Foliage: Dark Green

A slow-growing, smaller tree with smooth fluted bark and brilliant orange to red fall foliage.

40mm
45mm
50mm
60mm

1-24

25+

CARYA

BITTERNUT HICKORY / CARYER CORDIFORME

Carya cordiformis



Height: 28m Spread: 15m Zone: 4

Shape: Irregular Foliage: Light Green

A fast-growing tree with thin scaly bark and striking yellow buds that are distinct to the species. It has an irregular, cylindrical crown, stiff ascending branches and nuts that are gray, smooth and bitter.

40mm
45mm
50mm
60mm

CATALPA

NORTHERN CATALPA / CATALPA DU NORD

Catalpa speciosa



June-July
White

Height: 15m Spread: 15m Zone: 5b-9

Shape: Spreading Foliage: Light Green

This beautiful tree has large heart-shaped leaves and big white flowers that bloom in June and July.

45mm
50mm
60mm
70mm
80mm
90mm
100mm

UMBRELLA (GLOBE) CATALPA / CATALPA PARASOL

Catalpa bignonioides 'Nana'



Height: 5m Spread: 2m Zone: 5b-9

Shape: Globular Foliage: Light Green

The showy globular head of large heart-shaped leaves make this a widely used landscape specimen.

45mm
50mm
60mm
70mm

Legend:



Full Sun



Partial Sun



Full Shade



Bloom Time



New



Attracts Birds



Native

TREES

1-24

25+

CELTIS

SUGARBERRY

Celtis laevigata



Height:13m
Shape:Vase

Spread:18m
Foliage:Green

Zone:4

Similar to the Common Hackberry but with light gray bark and a smaller, more balanced head

45mm
50mm
60mm
70mm
80mm

COMMON HACKBERRY /
MICOCOULIER OCCIDENTAL

Celtis occidentalis



Height:15m
Shape:Rounded

Spread:18m
Foliage:Bright Green

Zone:2b-9

A popular, round-headed tree with elm-like leaves that turn yellow in the fall.

200cm
225cm
40mm
45mm
50mm
60mm
70mm
80mm

PRAIRIE SENTINEL HACKBERRY /
MICOCOULIER OCCIDENTAL PRAIRIE
SENTINEL

Celtis occidentalis 'Prairie Sentinel'



Height:15m
Shape:Pyramidal

Spread:4m
Foliage:Bright Green

Shape:4

A lovely pyramidal version of the Common Hackberry.

200cm
225cm
40mm
45mm
50mm
60mm
70mm
80mm

1-24

25+

CERCIDIPHYLLUM

KATSURA / ARBRE DE KATSURA

Cercidiphyllum japonicum



Height:12.5m
Shape:Rounded

April-May
Purple-pink
Spread:4m
Foliage:Bluish-green

Zone:5

This beautiful tree has a good narrowly rounded form and is noted for its brilliant yellow to scarlet fall foliage. A good choice for moist soils and displays a good resistance to most insects and diseases.

40mm
45mm
50mm
60mm

RED FOX KATSURA /
ARBRE DE KATSURA RED FOX

Cercidiphyllum japonicum 'Rotfuchs'



Height:12.5m
Shape:Columnar

April-May
Purple-pink
Spread:4m
Foliage:Blue-green

Zone:5

This tree grows in a neat, rounded column and features foliage that emerges dark bronze, becoming blue-green in the summer and finally a harvest gold in the fall.

CERCIS

EASTERN REDBUD / GAINIER ROUGE

Cercis canadensis



Height:8m

April-May
Reddish-pink
Spread:8m

Zone:5

A low-branching, somewhat flat-topped tree with ascending then spreading branches. Tight clusters of spectacular pink and purple flowers in the spring, followed by heart-shaped leaves that emerge burgundy before turning bluish-green in the summer and finally yellow in the fall.

40mm
45mm
50mm
60mm
70mm

TREES

1-24

25+



Eastern Redbud

CLADRASTIS

YELLOWWOOD / VIRGILIER À BOIS JAUNE

Cladrastis lutea



Height: 12.5m
Shape: Vase



April-May
White

Spread: 10m
Foliage: Green

Zone: 5

An excellent specimen tree with smooth gray bark and multitudes of fragrant white flowers that hang below the branches in early spring. The bright green foliage changes to yellow of fall.

45mm
50mm
60mm
70mm
80mm

CORNUS

PAGODA DOGWOOD /
CORNOUILLER À FEUILLES ALTERNES

Cornus alternifolia



Height: 5m
Shape: Horizontal



May-June
White

Spread: 5m
Foliage: Dark Green



Zone: 4

This native specimen with horizontal branches features white flowers in late spring and blue berries in the summer. Green foliage becomes a deep burgundy in the fall.

40mm
45mm
50mm
60mm

1-24

25+

GRAY DOGWOOD /
CORNOUILLER GRIS SUR TIGE

Cornus racemosa



Height: 3m

Shape: Spreading



May-June
White

Spread: 2.5m

Foliage: Gray-green



Zone: 4

This upright, spreading ornamental tree has white flower clusters in late spring, white berries in the summer and gray-green foliage that turns bright red in the fall.

40mm
45mm
50mm
60mm

CORYLUS

TURKISH HAZEL / NOISETIER DE BYZANCE

Corylus colurna



Height: 12m

Shape: Pyramidal

Spread: 8m

Foliage: Green

Zone: 5-9

A very useful tree with attractive male catkins in the spring and ruffled, rounded, green foliage that turns yellow in the fall.

40mm
45mm
50mm
60mm
70mm

COTONEASTER STANDARD

CRANBERRY COTONEASTER (STANDARD)

Cotoneaster apiculatus



Height: 60-90cm

Shape: Spreading



May-June
Pink

Shape: 1.5m

Foliage: Dark Green



Zone: 5-9

This tree features arched, spreading branches and dark green leaves that turn a brilliant dark red in the fall. Pink flowers appear in late spring and bright red berries cover the branches from late summer to late fall.

125cm stem

Legend:



Full Sun



Partial Sun



Full Shade



Bloom Time



New



Attracts Birds



Native

TREES

1-24

25+

CRATAEGUS

THORNLESS COCKSPUR HAWTHORN / AUBÉPINE INERMIS

Crataegus crusgalli inermis


 May White
 
 Zone:4

Height:6m Spread:10m
 Shape:Rounded Foliage:Dark Green

A rounded to wide spreading tree with single white blooms in May, red fruit, and dark green leaves that turn purple-red in the fall.

40mm
45mm
50mm
60mm
70mm
80mm

LAVALLE HAWTHORN / AUBÉPINE LAVALLE

Crataegus lavallei


 May White
 
 Zone:5-9

Height:8m Spread:6m
 Shape:Irregular Vase Foliage:Green

A small tree with ascending branches, glossy green foliage, and bright red fruit.

TOBA HAWTHORN / AUBÉPINE TOBA

Crataegus x mordenensis 'Toba'


 May Light Pink/White
 
 Zone:3-9

Height:5m Spread:4m
 Shape:Rounded Foliage:Green

An upright, rounded tree with double flowers in the spring and bright red fruit that lasts into the fall. This variety is very thorny.

SNOWBIRD HAWTHORN / AUBÉPINE SNOWBIRD

Crataegus x mordenensis 'Snowbird'


 May White
 
 Zone:3-9

Height:5m Spread:4m
 Shape:Upright Foliage:Dark Green

This upright tree is hardier than its female parent and features double white flowers that bloom in the spring. Dark green foliage is lobed with serrated edges.

Legend:



1-24

25+

WASHINGTON HAWTHORN / AUBÉPINE WASHINGTON

Crataegus phaenopyrum






 May White
 
 Zone:4-9

Height:8m Spread:8m
 Shape:Rounded Foliage:Deep Green

A broadly oval to rounded tree with glossy green foliage that turns from orange, to scarlet-purple in the fall. Bears white flower clusters as well as bright red fruit.

WINTER KING HAWTHORN / AUBÉPINE WINTER KING

Crataegus viridis 'Winter King'


 May White
 
 Zone:4

Height:8m Spread:9m
 Shape:Vase Foliage:Dark Green

This widely vase-shaped tree with an angular branch pattern has white flowers clusters in the spring and bright red berries. The dark green foliage turns shades of yellow in the fall.

ELAEAGNUS

RUSSIAN OLIVE / OLIVIER DE BOHÈME

Elaeagnus angustifolia


 June Yellow
 
 Zone:2-9

Height:7.5m Spread:5m
 Shape:Rounded Foliage:Silver-gray

A beautiful, very hardy tree with silver foliage all season. It grows in all soil conditions and produces sweetly scented yellow flowers in June.

45mm
50mm
60mm
70mm

EUONYMUS STANDARDS

EMERALD GAITY EUONYMUS

Euonymus fortunei 'Emerald Gaity'



EMERALD AND GOLD EUONYMUS

Euonymus fortunei 'Emerald and Gold'



SARCOXIE EUONYMUS

Euonymus fortunei 'Sarcoxie'



WINTERCREEPER

Euonymus fortunei 'Vegetus'



125cm stem

TREES

1-24

25+

FAGUS

AMERICAN BEECH / HÊTRE AMÉRICAIN

Fagus grandifolia

Height: 18m Spread: 20m Zone: 6-9
 Shape: Spreading Foliage: Blue-green

Smooth gray bark and glossy blue-green foliage are characteristic to this native plant.

EUROPEAN BEECH / HÊTRE EUROPÉEN

Fagus sylvatica

Height: 15m Spread: 12m Zone: 4
 Shape: Upright Foliage: Dark Green

A handsome, symmetrical tree which holds its leaves nearly all winter.

DAWYCK BEECH / HÊTRE DAWYCK

Fagus sylvatica 'Dawyck'

Height: 15m Spread: 3m Zone: 4-9
 Shape: Columnar Foliage: Green

A columnar tree that broadens with maturity. The foliage is glossy and dark green in the summer, changing to orange-brown in the fall. The silver-gray bark offers added interest in the winter.

DAWYCK GOLD BEECH / HÊTRE DAWYCK GOLD

Fagus sylvatica 'Dawyck Gold'

Height: 12m Spread: 4m Zone: 4-9
 Shape: Columnar Foliage: Gold

A columnar form of the Beech that broadens with maturity and displays beautiful gold foliage in the spring, deepening to a bronze in the fall.

DAWYCK PURPLE BEECH / HÊTRE DAWYCK PURPLE

Fagus sylvatica 'Dawyck Purple'

Height: 12m Spread: 3.5m Zone: 4-9
 Shape: Columnar Foliage: Purple

This tree is the same as the Dawyck Gold but with purple foliage.

1-24

25+

PURPLE FOUNTAIN BEECH / HÊTRE PURPLE FOUNTAIN

Fagus sylvatica 'Purple Fountain'

Height: 6m Spread: 4m Zone: 6
 Shape: Weeping Foliage: Purple

An outstanding variety with a narrowly upright columnar habit and weeping branches. The smooth silver bark shines through the coarse, deep purple leaves.

PURPLE BEECH / HÊTRE VIOLET

Fagus sylvatica purpurea

Height: 12m Spread: 8m Zone: 6-9
 Shape: Upright Foliage: Purple

An upright, oval to rounded tree with beautiful foliage that emerges dark purple in the spring and acquires more of a copper tinge as the season progresses.

RIVERS PURPLE BEECH / HÊTRE RIVERII

Fagus sylvatica 'Riverii'

Height: 20m Spread: 8m Zone: 4-9
 Shape: Upright Foliage: Purple

An upright oval shaped tree that requires a lot of space. The young leaves are a cherry red, turning deep purple in the summer, then finally the coppery-bronze in the fall.

ROHANII BEECH / HÊTRE ROHANII

Fagus sylvatica 'Rohanii'

Height: 15m Spread: 9m Zone: 6
 Shape: Rounded Foliage: Purple

A slower-growing variety with bright purple-red foliage that turns to dark brown-red in the fall.

TRICOLOUR BEECH

Fagus sylvatica 'Rose-marginata'

Height: 12.5m Spread: 8m Zone: 6
 Shape: Upright Foliage: Copper/Pink/White

An upright, oval tree with very interesting copper foliage that is edged in pink and white.

TREES

1-24

25+

FRAXINUS

WHITE ASH / FRÊNE BLANC

Fraxinus americana



Height:20m Spread:20m Zone:3b-9
Shape:Upright Foliage:Green/Purple

This tree is loved for its well-kept form and stunning fall colours. The foliage is medium green with hints of purple in the summer and a variety of orange, yellow and purple shades in the fall.

- 40mm
- 45mm
- 50mm
- 60mm
- 70mm
- 80mm

MANITOU WHITE ASH / FRÊNE MANITOU

Fraxinus americana 'Manitou'



Height:12m Spread:10m Zone:3-9
Shape:Columnar Foliage:Green

A columnar tree with a good branching structure. The foliage is dark green and takes on shades of yellow and purple in the fall.

AUTUMN PURPLE ASH / FRÊNE BLANC AUTUMN PURPLE

Fraxinus americana 'Autumn Purple'



Height:20m Spread:10m Zone:3-9
Shape:Pyramidal Foliage:Deep Green

A rounded pyramidal form with no seed and glossy deep green foliage that becomes a handsome reddish-purple in the fall.

MANCHURIAN ASH / FRÊNE MANCHURIAN

Fraxinus mandshurica



Height:30m Spread:9m Zone:6
Shape:Rounded Foliage:Green

Related to *Fraxinus nigra*, this slow-growing variety has thick greenish-brown branches and green coarse-toothed leaves.

1-24

25+

NORTHERN GEM ASH / FRÊNE NORTHERN GEM

Fraxinus mandshurica 'Northern Gem'



Height:12m Spread:12m Zone:3
Shape:Globular Foliage:Forest Green

This species is a combination of the Black Ash and the Manchurian Ash with a globe-shaped crown and excellent forest green foliage.

NORTHERN TREASURE ASH / FRÊNE NORTHERN TREASURE

Fraxinus mandshurica 'Northern Treasure'



Height:12m Spread:9m Zone:3
Shape:Oval Foliage:Forest Green

A hardy and disease resistant strand with clean foliage. Similar to Northern Gem Ash but with a more oval-shaped head.

BLACK ASH / FRÊNE NOIR

Fraxinus nigra



Height:15m Spread:10m Zone:2b-9
Shape:Narrow Foliage:Dark Green

The Black Ash is narrow with an open crown and features interesting, scaly bark. The foliage is dark green and turns yellow in the fall.

FALLGOLD ASH / FRÊNE FALLGOLD

Fraxinus nigra 'Fallgold'



Height:17m Spread:13m Zone:3
Shape:Upright Foliage:Green

A hardy seedless variety that is adaptable to a wide range of soil conditions. The yellow fall foliage is retained well into the season

GREEN ASH / FRÊNE VERT

Fraxinus pennsylvanica



Height:15m Spread:10m Zone:2b-9
Shape:Upright Foliage:Glossy Green

A hardy, well-shaped tree with glossy green foliage that turns a lovely yellow in the fall.

TREES

1-24

25+

CIMMARON ASH / FRÊNE CIMMARON

Fraxinus pennsylvanica 'Cimmzam'



Height:15m Spread:10m Zone:3
 Shape:Upright Foliage:Dark Green

This Ash has a naturally straight leader and excellent branching structure. The fall foliage changes from burgundy, to red, then orange.

LEPRECHAUN (GLOBE) ASH / FRÊNE GLOBE

Fraxinus pennsylvanica 'Johnson'



Height:6m Spread:6m Zone:3
 Shape:Rounded Foliage:Green

A dense, compact tree with a rounded shape and small green leaves that change to yellow in the fall.

MARSHALL'S SEEDLESS ASH / FRÊNE VERT MARSHALL'S SEEDLESS

Fraxinus pennsylvanica 'Marshall's Seedless'



Height:15m Spread:12m Zone:4-9
 Shape:Rounded Foliage:Green

A medium-sized tree with dark, glossy-green foliage and no seeds.

PATMORE ASH / FRÊNE VERT PATMORE

Fraxinus pennsylvanica 'Patmore'



Height:16m Spread:8m Zone:2
 Shape:Rounded Foliage:Green

This seedless, fast-growing tree has well spaced branches and outstanding shiny green foliage that holds well into fall.

SUMMIT ASH / FRÊNE VERT SUMMIT

Fraxinus pennsylvanica lanceolata 'Summit'



Height:15m Spread:8m Zone:4-9
 Shape:Narrow Foliage:Glossy Green

A hardy, seedless Green Ash with a narrow pointed crown and a strong central leader.

1-24

25+

GINKGO

MAIDENHAIR TREE

Ginkgo biloba



Height:18m Spread:11m Zone:4-9
 Shape:Pyramidal Foliage:Bright Green

An ancient tree that is well known for its disease resistance. Uniquely shaped leaves are bright green in the summer, turning a beautiful yellow in the fall.

250cm

40mm

45mm

50mm

60mm

70mm

80mm

AUTUMN GOLD GINKGO

Ginkgo biloba 'Autumn Gold'



Height:12m Spread:10m Zone:5
 Shape:Rounded Foliage:Green

A smaller male selection that slowly forms a broad crown and features green foliage that turns a golden-yellow in the fall.

40mm

45mm

50mm

60mm

70mm

MAYGAR GINKGO

Ginkgo biloba 'Maygar'



Height:16m Spread:5m Zone:4
 Shape:Columnar Foliage:Green

A grafted male ginkgo with a broadly columnar, uniform branching habit. This very hardy selection is able to withstand severe conditions, particularly in city conditions.

40mm

45mm

50mm

60mm

70mm

Legend:



Full Sun



Partial Sun



Full Shade



Bloom Time



New



Attracts Birds



Native

TREES

1-24

25+

PRINCETON SENTRY GINKGO

Ginkgo biloba 'Princeton Sentry'



Height: 12m Spread: 5m Zone: 5-9
Shape: Columnar Foliage: Green

This slow-growing, long-living narrowly columnar tree is noted for its green foliage that turns golden-yellow in the fall.

- 40mm
- 45mm
- 50mm
- 60mm
- 70mm

GLEDITSIA

STREET KEEPER® HONEYLOCUST / FÉVIER

Gleditsia triacanthos 'Draves'



Height: 15m Spread: 7m Zone: 4
Shape: Upright Foliage: Dark Green

A newer cultivar that boasts a dense, narrow, upright growth habit. This is a great choice for street plantings and areas that require a more compact tree.

- 200cm
- 250cm
- 40mm
- 45mm
- 50mm
- 60mm
- 70mm
- 80mm
- 90mm
- 100mm

COMMON THORNLESS HONEYLOCUST / FÉVIER

Gleditsia triacanthos var. inermis



Height: 17m Spread: 13m Zone: 4
Shape: Open Foliage: Green

A shapely canopy of feathery, fern-like foliage makes this tree and its cultivars a favorite street tree.

HALKA HONEYLOCUST / FÉVIER HALKA

Gleditsia triacanthos var. inermis 'Halka'



Height: 15m Spread: 13m Zone: 5-9
Shape: Rounded Foliage: Green

This cultivar is a vigorous grower with attractive foliage and a high tolerance for city conditions.

1-24

25+

IMPERIAL HONEYLOCUST / FÉVIER IMPERIAL

Gleditsia triacanthos var. inermis 'Impcole'



Height: 10m Spread: 10m Zone: 4
Shape: Symmetrical Foliage: Dark Green

The most compact and formal of the Honeylocust cultivars. Its symmetrically arranged branches make this an excellent tree for street planting.

SHADEMASTER HONEYLOCUST / FÉVIER SHADEMASTER

Gleditsia triacanthos var inermis 'Shademaster'



Height: 12m Spread: 10m Zone: 4-9
Shape: Symmetrical Foliage: Dark Green

This is an excellent shade tree with ascending branches, a strong trunk, and dark green foliage.

SKYLINE HONEYLOCUST / FÉVIER SKYLINE

Gleditsia triacanthos var inermis 'Skycole'



Height: 15m Spread: 13m Zone: 4-9
Shape: Upright Foliage: Green

The Skyline Honeylocust is more upright than any other Honeylocust and displays good green foliage.

SUNBURST HONEYLOCUST / FÉVIER SUNBURST

Gleditsia triacanthos var inermis 'Sunburst'




Height: 12m Spread: 13m Zone: 4b-9
Shape: Rounded Foliage: Bright Yellow-green

This tree features beautiful light green foliage that comes out in bursts of yellow in the spring. Fall brings about more shades of yellow and gold in the foliage.

- 40mm
- 45mm
- 50mm
- 60mm
- 70mm

Legend:



TREES

1-24

25+

GYMNOCLADUS

KENTUCKY COFFEE TREE /
CHICOT DU CANADA

Gymnocladia dioicus



April-May
White



Height:15m
Shape:Open

Spread:13m
Foliage:Blue-green

Zone:4

Panicles of sweet white flowers appear in the spring and are followed by large, delicate green leaves.

The bare tree in the winter is most picturesque with its dark brown bark, large open branching habit and stubby twigs.

40mm
45mm
50mm
60mm
70mm

ESPRESSO COFFEE TREE /
CHICOT DU CANADA ESPRESSO

Gymnocladus dioicus 'Espresso'



April-May
White

Height:15m
Shape:Open

Spread:13m
Foliage:Blue-green

Zone:4

A newer cultivar of the Kentucky Coffee Tree that is completely seedless.

40mm
45mm
50mm
60mm
70mm

HYDRANGEA

PEEGEE HYDRANGEA STANDARD /
HYDRANGÉE PANICULÉ

Hydrangea paniculata 'Grandiflora'



August
White/Pink

Height:2m
Shape:Upright

Spread:3m
Foliage:Dark Green

Zone:5-9

A small standard with showy flower heads that open white in late August and turn pink.

125cm potted
150cm potted
30mm WB
35mm WB
40mm WB

Additional types of Hydrangea Standards available

1-24

25+

JUGLANS

BUTTERNUT / NOYER CENDRÉ

Juglans cinerea



Height:20m
Shape:Rounded

Spread:18m
Foliage:Green

Zone:3b-9

One of the hardiest nut-producing trees. The light green leaves are large and become soft yellows in the fall. Although the nuts that this tree produces are messy when they fall to the ground, they are also edible and very tasty.

40mm
45mm
50mm
60mm
70mm

BLACK WALNUT / NOYER NOIR

Juglans nigra



Height:20m
Shape:Rounded

Spread:18m
Foliage:Green

Zone:3-9

A massive, rounded tree that is a great fit for large spaces where it can reach its full potential. The light green leaves are large and become soft yellows in the fall. The dark fluted bark adds some winter interest.

40mm
45mm
50mm
60mm
70mm
80mm

KOELREUTERIA

GOLDEN RAIN TREE

Koelreuteria paniculata



June-July
Golden-yellow

Height:10m
Shape:Rounded

Spread:8m
Foliage:Green

Zone:6

A rounded tree that gets its name from the bright yellow blossoms that fall from the tree resembling golden rain. The light green foliage begins the spring tinted with purples and reds and ends the fall in pale yellow hues.

40mm
45mm
50mm
60mm

TREES

1-24

25+

LABURNUM

GOLDEN CHAIN TREE

Laburnum watereri 'Vossii'



April-May
Golden-yellow

Height:3m Spread:2.5m Zone:5
Shape:Upright Foliage:Bright Green

The long clusters of golden-yellow flowers that bloom in the spring make this tree an outstanding selection. Grows best in a location that is sheltered from afternoon sun.

- 40mm
- 45mm
- 50mm
- 60mm



Golden Chain Tree

LIQUIDAMBAR

SWEET GUM / COPALME D'AMÉRIQUE

Liquidambar styraciflua



Height:25m Spread:20m Zone:5
Shape:Rounded Foliage:Glossy Green

A large, oval to rounded tree that offers great shade. The star-shaped foliage, sometimes resembling a maple leaf, is shiny green through the summer and takes on stunning hues of deep red and dark purple in the fall.

- 40mm
- 45mm
- 50mm
- 60mm

1-24

25+

LIRIODENDRON

TULIP TREE / TULIPIER DE VIRGINIE

Liriodendron tulipifera



June
Orange



Height:25m Spread:15m Zone:5
Shape:Pyramidal Foliage:Glossy Green

This is a magnificent tree for a lawn or park. Showy tulip-like flowers bloom in June and glossy fiddle-shaped foliage turns yellow in the fall.

- 40mm
- 45mm
- 50mm
- 60mm
- 70mm

COLUMNAR TULIP TREE / TULIPIER COLONNAIRE

Liriodendron tulipifera 'Fastigiatum'



June
Orange

Height:16m Spread:5m Zone:5
Shape:Columnar Foliage:Glossy Green

A narrower version of the Tulip Tree that remains tightly columnar as it matures. Prefers a well-drained soil.

- 40mm
- 45mm
- 50mm
- 60mm
- 70mm

MAACKIA

AMUR MAACKIA / MAACKIA DE CHINE

Maackia amurensis



June-July
White

Height:7m Spread:10m Zone:3
Shape:Vase Foliage:Green

An upright, vase-shaped tree with a rounded crown. Medium green foliage is accompanied by upright white flower clusters in midsummer.

- 40mm
- 45mm
- 50mm
- 60mm

TREES

1-24

25+

MAGNOLIA

BUTTERFLIES MAGNOLIA

Magnolia 'Butterflies'



April
Yellow

Height:6m Spread:4m Zone:5
Shape:Pyramidal Foliage:Dark Green

A compact, pyramidal tree that produces vibrant yellow flowers in early spring. Flowers last one and a half to two weeks and do not fade in colour.

- 45mm
- 50mm
- 60mm
- 70mm

KOBUS MAGNOLIA

Magnolia 'Kobus'



April
White

Height:7m Spread:10m Zone:4
Shape:Rounded Foliage:Dark Green

A very hardy specimen with white flowers in the spring. This excellent street tree is tolerant of a wide variety of conditions.

- 45mm
- 50mm
- 60mm
- 70mm

YELLOW BIRD MAGNOLIA

Magnolia 'Yellow Bird'



April
Yellow

Height:10m Spread:7m Zone:5b-9
Shape:Pyramidal Foliage:Dark Green

Grows in an upright, pyramidal form and produces goblet-shaped yellow flowers in early spring.

- 45mm
- 50mm
- 60mm
- 70mm

SAUCER MAGNOLIA

Magnolia soulangeana



April
Purple/White

Height:5m Spread:3m Zone:5b-9
Shape:Rounded Foliage:Deep Green

This rounded tree features large purple and white flowers that bloom in early spring before the leaves appear.

- 100cm
- 125cm
- 150cm
- 175cm
- 200cm
- 250cm

1-24

25+

PINK STAR MAGNOLIA

Magnolia stellata 'Pink Star'



April
Light Pink

Height:3m Spread:4m Zone:5b-9
Shape:Rounded Foliage:Dark Green

The flowers are light pink and star-shaped, and grace the branches long before the leaves appear. The foliage is dark green in the summer and copper in the fall.

- 100cm
- 125cm
- 150cm
- 175cm
- 200cm

ROYAL STAR MAGNOLIA

Magnolia stellata 'Royal Star'



April
White

Height:3m Spread:3m Zone:5b-9
Shape:Rounded Foliage:Dark Green

A vigorous grower with an upright rounded form. The star-shaped flowers are pure white with yellow centers. The foliage appears after the flowers have fallen and are dark green, turning copper in the fall.

- 100cm
- 125cm
- 150cm
- 175cm
- 200cm

SUSAN MAGNOLIA

Magnolia stellata 'Susan'



April
Reddish-purple

Height:2.5m Spread:2.5m Zone:4
Shape:Upright Foliage:Green

Red-purple buds open to large flowers on this compact upright-growing cultivar. Green foliage turns copper in the fall.

- 100cm
- 125cm
- 150cm
- 175cm
- 200cm

Legend:



Full Sun



Partial Sun



Full Shade



Bloom Time



New



Attracts Birds



Native

TREES

1-24

25+

MALUS

CRABAPPLE / POMMETIER

Malus 'Autumn Delight'



Height:6m
Shape:Rounded



April-May
White
Spread:4m
Foliage:Green



Zone:3

Multitudes of bright white flowers emerge from pink buds in the spring. The foliage begins as a deep vibrant red, changing to green in the summer and finally yellow in the fall when it is accompanied by deep red fruit.

40mm
45mm
50mm
60mm
70mm

Malus 'Brandywine'



Height:4m
Shape:Rounded



April-May
Pink
Spread:6m
Foliage:Green



Zone:4

Masses of fragrant double pink flowers cover the branches in the spring and are followed by green foliage tinted with red edges. When fall arrives the leaves become bright yellow and large yellow fruit fill the branches.

Malus 'Harvest Gold'



Height:6m
Shape:Upright



April-May
White
Spread:5m
Foliage:Dark Green



Zone:4

Beautiful white flowers fill the branches in the spring followed by dark green foliage in the summer. Fall features yellow leaves and bright gold fruit that last through to late winter.

Malus 'Snowdrift'



Height:7m
Shape:Upright



April-May
Pink to White
Spread:7m
Foliage:Glossy Green



Zone:4

The snow-white flowers of spring are followed by glossy green leaves that turn yellow in the fall. Bright orange-red fruit is produced throughout the fall.

Legend:



Full Sun



Partial Sun



Shade



Bloom



New



Attracts Birds



Native

1-24

25+

Malus 'Spring Snow'



Height:8m
Shape:Oval



April-May
White
Spread:7m

Zone:4

Foliage:Bright Green

A dense rounded form that has a very tidy appearance and is fruitless. Bright white flowers in the spring and dark green leaves in the summer.

Malus 'Sugar Tyme'



Height:6m
Shape:Upright



April-May
White
Spread:5m
Foliage:Green



Zone:4

Spring offers multitudes of single white flowers covering the branches before the rich green foliage appears in the summer. Fall brings rich yellow foliage and bright red fruit that lasts through to late winter.

Malus 'Thunderchild'



Height:5m
Shape:Upright



April-May
Pink
Spread:5m
Foliage:Deep Purple



Zone:3

This tree has an upright, spreading habit and beautiful deep purple summer foliage. The spring flowers are pink and appear on bare branches. Fall shows off dark red leaves and bright red fruit.

Malus 'White Angel'



Height:7m
Shape:Upright



April-May
White
Spread:7m
Foliage:Dark Green



Zone:4

Clean white flowers overtake the branches in the spring before the dark green foliage appears for the summer. Fall foliage is golden and is accompanied by small bright red fruit.

Malus 'Dolgo'



Height:10m
Shape:Upright



April-May
White
Spread:8m
Foliage:Bronze



Zone:3

Rosy flowers are stunning on the bare branches in the spring. Dark green to bronze foliage and bright red fruit in the summer and yellow leaves in the fall.

TREES

1-24

25+

Malus 'Donald Wyman'



Height:6m

Shape:Rounded



April-May
White

Spread:8m

Foliage:Green



Zone:4

The spring flowers are single bright white blooms, and summer foliage is medium green. Fall brings about yellow foliage and bright red fruit that lasts through the winter.

Malus 'Eleyi'



Height:6m

Shape:Upright



April-May
Violet-pink

Spread:5m

Foliage:Purple



Zone:4-8

The wine-red flowers grace the branches in the fall and bronze to purple foliage lasts the entire season. The fruit that appears in the fall is a deep red to purple and lasts through to winter

Malus 'Hopa'



Height:7m

Shape:Upright



April-May
Mauve-pink

Spread:6m

Foliage:Green



Zone:2

Mauve-pink flowers burst from the purple buds in the spring and are followed by green foliage that becomes yellow in the fall. Bright red fruit lasts throughout autumn.

Malus 'Indian Summer'



Height:6m

Shape:Globular



April-May
Rose-red

Spread:7m

Foliage:Bronze-green



Zone:4

The rosy-red flowers cover the branches in the spring and are sweetly scented. The leaves begin a deep red, fade to a bronze-green in the summer and finally to a vibrant orange in the fall. Bright red fruit appears in the fall and lasts through to winter.

Malus 'Kelsey'



Height:5m

Shape:Rounded



April-May
Pink

Spread:5m

Foliage:Green



Zone:2

Deep pink flowers in the spring and burgundy to bronze-green foliage in the summer. Fall foliage is bright yellow and stands out next to the deep purple fruit that lasts through to winter.

1-24

25+

Malus 'Liset'



Height:4m

Shape:Rounded



April-May
Crimson

Spread:4m

Foliage:Purple-green



Zone:4

The spring flowers are crimson and foliage emerges a deep purple-green fading to green with only hint of purple by summer and returning to purple in the fall. Dark red fruit is glossy and appears in the summer.

Malus 'Makamik'



Height:10m

Shape:Spreading



April-May
Pink

Spread:4m

Foliage:Bronze-green



Zone:2

The bright pink flowers draw attention all spring and give off a sweet scent. The green foliage is tinted with bronze throughout the summer and turns yellow in the fall when it is accompanied by deep red to purple fruit.

Malus 'Pink Perfection'



Height:6m

Shape:Upright



April-May
Pink

Spread:5m

Foliage:Green



Zone:4

Perfect double pink flowers cover the bare branches in the spring and provide a sweet aroma. The leaves are green through the summer and yellow in the fall when they are joined by small golden yellow fruit.

Malus 'Profusion'



Height:7m

Shape:Upright



April-May
Pink

Spread:5m

Foliage:Bronze-green



Zone:4

An upright, spreading habit and deep pink flowers all spring. The foliage comes out deep red to purple and fades to a bronze-green in the summer. Autumn features yellow foliage and bright red fruit.

Malus 'Radiant'



Height:6m

Shape:Rounded



April-May
Deep Pink

Spread:6m

Foliage:Bronze-green



Zone:3

Fragrant, deep pink flowers bloom on the bare branches all spring. Green leaves begin almost red and fade to a bronze green in the summer and finally yellow in the fall when the bright red fruit appears.

TREES

1-24

25+

Malus 'Red Splendor'

 April-May
Pink
Height:7m Spread:7m Zone:3

Shape:Upright Foliage:Red-green

The light pink flowers in the spring are followed by green foliage tinted with red in the summer. In the fall the leaves turn a stunning deep purple and bright red fruit appears and lasts for the season.

40mm
45mm
50mm
60mm
70mm

Malus 'Redbud'

 April-May
Pink/White
Height:8m Spread:4m Zone:4

Shape:Spreading Foliage:Green

Features bright red buds that open into pink flowers in the spring and eventually fade to almost white before falling. The large green leaves turn yellow in the fall when the bright red fruit appears and lasts through to winter.

Malus 'Robinson'

 April-May
Pink
Height:8m Spread:8m Zone:4

Shape:Upright Foliage:Bronze-green

Beautiful medium pink flowers bloom in the spring. Foliage is green with copper tinting and becomes fully bronze in the fall. Bright red fruit in the fall lasts through to winter.



Robinson Crabapple

1-24

25+

Malus 'Royalty'

 April-May
Purple/Crimson
Height:5m Spread:5m Zone:4

Shape:Upright Foliage:Bright Red

Purple-red flowers in spring give way to bright red leaves that become vibrant shades of orange-red in the fall. Purple fruit appears in the fall and lasts for most of the season.

Malus 'Rudolph'

 April-May
Red
Height:6m Spread:4m Zone:2

Shape:Upright Foliage:Bronze-green

The red blooms are followed by bronze-green leaves that turn nice shades of yellow in the fall. The bright red fruit lasts through to winter for added interest.

Malus 'Sargent'

 April-May
White
Height:3m Spread:4m Zone:2b-9

Shape:Spreading Foliage:Dark Green

A dwarf variety with stunning single white flowers in the spring and the dark green foliage that turns yellow in the fall after the nice red fruit begins to appear.

**COLUMNAR SIBERIAN CRABAPPLE /
POMMETIER DE SIBÉRIE COLONNAIRE**

Malus baccata 'Columnaris'


 April-May
White
Height:8m Spread:2m Zone:2

Shape:Columnar Foliage:Green

Its columnar form makes this an ideal tree for tighter landscapes. White flowers appear in the spring and are followed by green leaves that turn yellow in the fall. The bright red fruit appears in autumn and lasts for the season.

40mm
45mm
50mm
60mm

Legend:

 Full Sun
 Partial Sun
 Full Shade
 Bloom Time
 New
 Attracts Birds
 Native

TREES

1-24

25+

RINKI CRABAPPLE / POMMETIER RINKI

Malus baccata 'Rinki'



April-May
Pale Pink



Height:8m

Spread:2m

Zone:3

Shape:Columnar

Foliage:Green

Another columnar tree that is a great selection for smaller spaces. Similar to the Siberian Crabapple except that the flowers on this variety are a pale pink.

RED JADE CRABAPPLE / POMMETIER RED JADE

Malus 'Red Jade'



April-May
White/Pink



Height:4.5m

Spread:5m

Zone:3

Shape:Weeping

Foliage:Green

This variety stands out due to its graceful weeping branches that become cloaked in tiny white and pink flowers in the spring. The nice green leaves turn yellow in the fall when the bright red fruit appears.

40mm

45mm

50mm

60mm

70mm

ROYAL BEAUTY CRABAPPLE / POMMETIER ROYAL BEAUTY

Malus 'Royal Beauty'



April-May
Pink



Height:3.5m

Spread:2m

Zone:3

Shape:Weeping

Foliage:Purple

An interesting weeping habit and showy pink flowers that bloom in the spring and are followed by purple leaves in the summer. Fall introduces red fruit and a deep red leaf colour.

Additional Crabapple varieties available upon request.

MORUS

WEeping MULBERRY / MÛRIER PLEUREUR

Morus alba 'Pendula'



April-May
Pink



Height:4m

Spread:5m

Zone:4-9

Shape:Weeping

Foliage:Bright Green

An effective weeper with a straight trunk and slender pendulous branches that hang down to touch the ground. Mounds higher with age.

175cm stem potted

40mm WB

45mm WB

50mm WB

60mm WB

1-24

25+

NYSSA

BLACK GUM / SOURGUM / BLACK TUPELO / PEPPERIDGE

Nyssa sylvatica



Height:16m

Spread:10m

Zone:3

Shape:Pyramidal

Foliage:Dark Green

A large specimen tree with a pyramidal form and great fall colouring. The glossy dark green foliage turns outstanding shades of reds and oranges in the fall. Bluish-black fruit ripens in late September. Disease and pest free but quite picky about soil. Plant in rich, moist, well-drained, acidic soils.

40mm

45mm

50mm

60mm

OSTRYA

IRONWOOD / OSTRYER

Ostrya virginiana



Height:10m

Spread:8m

Zone:2-9

Shape:Rounded

Foliage:Green

A smaller, slow-growing tree that does well in full sun or full shade. Dark green foliage becomes bright yellow in the fall.

200cm

250cm

40mm

45mm

50mm

60mm

70mm

PHELLODENDRON

AMUR CORK TREE

Phellodendron amurense



Height:12m

Spread:9m

Zone:3-9

Shape:Vase

Foliage:Glossy Green

A handsome tree whose chief characteristics are corky bark, branches of glossy green foliage, and black fruit.

40mm

45mm

50mm

60mm

TREES

1-24

25+

PLATANUS

LONDON PLANE TREE / PLATANE DE LONDRES

Platanus acerfolia



Height: 16m Spread: 13m Zone: 5
 Shape: Rounded Foliage: Green

This attractive tree has a fast growth rate and lovely maple-like leaves that turn brilliant shades of yellow in the fall.

40mm
 45mm
 50mm
 60mm
 70mm
 80mm

Larger sizes available upon request

AMERICAN SYCAMORE /
 PLATANE D'OCCIDENT

Platanus occidentalis



Height: 35m Spread: 25m Zone: 5
 Shape: Rounded Foliage: Green

Native to the southern-most parts of Ontario, this tree is distinguished by its beautiful bark exfoliation. Bark peels off in large, irregular strips leaving the trunk in gorgeous shades of green, white, gray, and reddish-brown.

POPULUS

BALSAM POPLAR / PEUPLIER BAUMIER

Populus balsamifera



Height: 30m Spread: 15m Zone: 3
 Shape: Rounded Foliage: Green

Branchlets and buds are sticky and appear varnished. Thick green foliage has white undersides and becomes brilliant yellow in the fall.

40mm
 45mm
 50mm
 60mm
 70mm

1-24

25+

CAROLINA POPLAR / PEUPLIER DE CAROLINE

Populus canadensis 'Eugenei'



Height: 20m Spread: 5m Zone: 2-9
 Shape: Vase Foliage: Glossy Green

A fast-growing, narrowly pyramidal tree that widens as it ages. The dark, glossy green leaves emerge bronze and develop a nice yellow colouring in the fall.

COTTONWOOD /
 PEUPLIER À FEUILLES DELTOIDES

Populus deltoides



Height: 25m Spread: 21m Zone: 4
 Shape: Upright Foliage: Green

Cottonwood has a nice rounded form and gets its name from the seeds that crack to reveal fuzzy, cotton-like interiors. The small triangular leaves are a shiny green and turn deep yellow in the fall.

SWEDISH COLUMNAR ASPEN /
 PEUPLIER TREMBLE COLONNAIRE

Populus tremula 'Erecta'



Height: 12m Spread: 5m Zone: 4
 Shape: Pyramidal Foliage: Green

A seedless poplar that is very narrow and pyramidal. Foliage appears to tremble in the wind and turns a lovely reddish colour in the fall.

TREMBLING ASPEN / PEUPLIER TREMBLE

Populus tremuloides



Height: 12m Spread: 5m Zone: 1-9
 Shape: Pyramidal Foliage: Bright Green

A native tree with a narrowly pyramidal form. The foliage is bright green and seems to tremble at the slightest breeze. Fall colour is a vibrant yellow. The smooth white bark is exceptional and adds a definite elegance to the winter landscape.

Legend:



TREES

1-24

25+

PRUNUS

NEWPORT FLOWERING PLUM / PRUNIER

Prunus cerasifera 'Newport'

 April-May
Light Pink  Zone:4
Height:5m Spread:4m
Shape:Upright Foliage:Purple

Light pink flowers bloom in the spring and are followed by striking deep purple foliage that becomes bronze in the fall.

40mm
45mm
50mm
60mm
70mm
80mm

PURPLELEAF SANDCHERRY / CERISIER POURPRE DES SABLES

Prunus cistena 'Standard'

 April-May
Light Pink  Zone:3-9
Height:5m Spread:3m
Shape:Rounded Foliage:Purple

The light pink flowers fill the branches in the spring and provide a nice sweet scent. Rich purple foliage all summer and coppery-bronze leaves in the fall give a nice contrast in any garden.

40mm
45mm
50mm
60mm

AMUR CHERRY / CERISIER AMUR

Prunus maackii

 April-May
White   Zone:3
Height:8m Spread:4m
Shape:Oval Foliage:Bright Green

This variety displays unique features in every season. White flowers in the spring, bright green foliage in the summer that turns gold in the fall, and beautiful exfoliating bark that adds great winter interest.

40mm
45mm
50mm
60mm
70mm
80mm

1-24

25+

MAYDAY TREE / CERISIER À GRAPPES

Prunus padus

 April-May
White  Zone:2-9
Height:10m Spread:5m
Shape:Oval Foliage:Green

This tree is outstanding in the spring with chains of white flowers hanging from the branches. The foliage is large and green and becomes a nice shade of yellow in the fall.

PIN CHERRY / CERISIER DE PENNSYLVANIE

Prunus pennsylvanica

 April-May
White  Zone:1
Height:12m Spread:3.5m
Shape:Rounded Foliage:Light Green

This coarse shrub or tree is able to grow well in drier conditions and features beautiful white flowers in the spring, orange fall foliage and bright red berries.

BLACK CHERRY / CERISIER NOIR



Prunus serotina

  April-May
White  Zone:6-9
Height:15m Spread:8m
Shape:Vase Foliage:Bronze-green

White flower clusters hang beneath the branches in the spring providing a lovely scent. The glossy foliage is bright green with pale green undersides and turns yellow and orange in the fall.

KWANZAN CHERRY / CERISIER KWANZAN

Prunus serrulata 'Kwanzan'

  April-May
Deep Pink  Zone:6-9
Height:8m Spread:5m
Shape:Vase Foliage:Bronze-green

The hardiest of the double pink flower selections with a vase-shaped growth habit. The bright, double pink flowers bloom in abundance in the spring and provide quite a show.

40mm
45mm
50mm
60mm
70mm

TREES

1-24

25+

SNOW FOUNTAIN WEeping CHERRY / CERISIER PLEUREUR

Prunus x 'Snofozam'



April-May
White

Height: 3.5m Spread: 3m Zone: 4
Shape: Weeping Foliage: Green

This weeping variety has small dark green leaves that turn a brilliant orange in the fall and lovely white flowers that bloom in the spring.

- 175cm standard
- 40mm
- 45mm
- 50mm
- 60mm
- 70mm

WEeping JAPANESE CHERRY / CERISIER PLEUREUR

Prunus serrulata 'Kiku-Shidare'



April-May
Pink

Height: 6m Spread: 5m Zone: 6-9
Shape: Weeping Foliage: Green

The broad weeping branches fill with double pink flowers in the spring, either before the leaves emerge or at the same time. Coppery leaves appear in the spring and eventually turn to bright green for the summer.

- 175cm standard
- 40mm
- 45mm
- 50mm
- 60mm
- 70mm

DOUBLE FLOWERING ALMOND / AMANDIER À FLEURS

Prunus triloba 'Multiplex'



April-May
Pink




Height: 3m Spread: 3m Zone: 3-9
Shape: Rounded Foliage: Dark Green

A small grafted tree that becomes covered in masses of double pink flowers in the spring. Dark green leaves turn vibrant shades of orange and yellow in the fall.

- 40mm
- 45mm
- 50mm
- 60mm

Legend:



1-24

25+

SCHUBERT CHOKECHERRY / CERISIER DE SCHUBERT

Prunus virginiana 'Schubert'



April-May
White

Height: 8m Spread: 5m Zone: 2-9
Shape: Oval Foliage: Green

The branches feature strings of small white flowers drooping below the branches in the spring. The leaves show up bright green but quickly become deep purple and finally bold dark reds in the fall.

- 45mm
- 50mm
- 60mm
- 70mm
- 80mm

PYRUS

ARISTOCRAT ORNAMENTAL PEAR / POIRE ARISTOCRAT

Pyrus calleryana 'Aristocrat'



April-May
White

Height: 10m Spread: 8m Zone: 5
Shape: Pyramidal Foliage: Green

Before the leaves appear, the branches are overtaken by masses of beautiful white flowers. Foliage is a glossy green and turn bold shades of orange and purple-red in the fall.

- 40mm
- 45mm
- 50mm
- 60mm
- 70mm

BRADFORD PEAR / POIRE BRADFORD

Pyrus calleryana 'Bradford'



April-May
White

Height: 11m Spread: 7m Zone: 6-9
Shape: Oval Foliage: Glossy Green

A medium sized tree with masses of white flowers in the spring followed by tiny russet coloured fruit. The glossy green foliage turns a bright crimson in the fall.

CAPITAL ORNAMENTAL PEAR / POIRE CAPITAL

Pyrus calleryana 'Capital'



April-May
White

Height: 11m Spread: 4m Zone: 5
Shape: Narrow Foliage: Glossy Green

This variety features white flowers in the spring glossy green leaves and yellow fruit in the summer, and lovely red and purple foliage in the fall.

TREES

1-24

25+

**CHANTICLEER ORNAMENTAL PEAR /
POIRE CHANTICLEER**

Pyrus calleryana 'Chanticleer'



April-May
White

Height: 13m Spread: 5m Zone: 4
Shape: Pyramidal Foliage: Glossy Green

Before the leaves emerge, the branches become enrobed in clusters of white flowers. The shiny leaves are green throughout the summer and become a vibrant red in the fall. The fruit is yellow-orange and appears in the summer.

**REDSPIRE ORNAMENTAL PEAR /
POIRE REDSPIRE**

Pyrus calleryana 'Redspire'



April-May
White

Height: 10m Spread: 8m Zone: 4
Shape: Upright Foliage: Dark Green

A rapidly growing upright tree with masses of white flowers in the spring and dark green leathery foliage that turns bright crimson in the fall. This variety is very adaptable and quite tolerant of city conditions.

**PRAIRIE GEM ORNAMENTAL PEAR /
POIRE PRAIRIE GEM**

Pyrus ussuriensis 'MorDak'



April-May
White

Height: 6m Spread: 6m Zone: 3
Shape: Pyramidal Foliage: Glossy Green

A shorter, more compact cultivar that produces elegant white blooms from pink buds in the spring. Foliage emerges tinted red, fading to dark green through summer and scarlet in the fall. The fruit is yellow-orange and appears in the summer.

QUERCUS

SAWTOOTH OAK / CHÊNE À DENTS DE SCIE

Quercus acutissima



Height: 21m Spread: 21m Zone: 5
Shape: Rounded Foliage: Dark Green

Foliage is narrow and intensely jagged giving it the appearance of a saw; hence the name 'Sawtooth Oak.' Leaves are dark green becoming deep gold in the fall

1-24

25+

WHITE OAK / CHÊNE BLANC

Quercus alba



Height: 20m Spread: 20m Zone: 3
Shape: Pyramidal Foliage: Dark Green

The White Oak has a broadly pyramidal to rounded form and deeply lobed dark green leaves that become an intense reddish-purple in the fall.

150cm
175cm
200cm
250cm
40mm
45mm
50mm
60mm
70mm
80mm
90mm
100mm

CRIMSON SPIRE OAK / CHÊNE

Quercus alba robur 'Crimschmidt'



Height: 14m Spread: 5m Zone: 5
Shape: Columnar Foliage: Green

This hybrid selection of White Oak and English Oak combines the best qualities of both varieties. The green foliage becomes a rusty-red in the fall.

45mm
50mm
60mm

SWAMP WHITE OAK / CHÊNE BICOLORE

Quercus bicolor



Height: 20m Spread: 15m Zone: 4
Shape: Rounded Foliage: Green

This native tree has a broadly rounded form and an extraordinary life-span. The foliage is a shiny green and becomes copper in the fall.

SCARLET OAK / CHÊNE ÉCARLATE

Quercus coccinea



Height: 16m Spread: 13m Zone: 4
Shape: Oval Foliage: Dark Green

A rounded, spreading habit and a life expectancy of over 200 years. The interesting leaves, similar to that of the pin oak, are deep glossy green and become a brilliant scarlet colour in the fall.

TREES

1-24

25+

NORTHERN PIN OAK / CHÊNE ELLIPSOÏDAL

Quercus ellipsoidalis



Height:15m Spread:15m Zone:4
 Shape:Pyramidal Foliage:Dark Green

This variety has a broadly pyramidal form and a faster growth rate than most Oaks. The leaves emerge deep red in the spring, turning to dark green through the summer and finally back to vibrant red in the fall.

SHINGLE OAK / CHÊNE À LATTES

Quercus imbricaria



Height:16m Spread:15m Zone:5
 Shape:Oval Foliage:Dark Green

A broad oval form and narrow, pointed leaves that don't resemble most oak leaves at all. The foliage emerges red in the spring before turning dark green in the summer and finally a nice copper colour in the fall.

BURR OAK / CHÊNE À GROS FRUITS

Quercus macrocarpa



Height:17m Spread:13m Zone:2-9
 Shape:Upright Foliage:Dark Green

A hardy native Oak with unusual branching characteristics and corky twigs that provide some added beauty in the winter months. The foliage is dark green through spring and summer and becomes copper in the fall.

PIN OAK / CHÊNE DES MARAIS

Quercus palustris



Height:12m Spread:13m Zone:4-9
 Shape:Pyramidal Foliage:Dark Green

Pin Oak grows faster than most Oaks, and makes a great city tree due to its high tolerance to pollution. Leaves are dark green, with interesting, pointed lobes, and an outstanding red fall colouring.

1-24

25+

ENGLISH OAK / CHÊNE PÉDONCULÉ

Quercus robur



Height:18m Spread:13m Zone:5-9
 Shape:Rounded Foliage:Dark Green

The dark green foliage turns brown in the fall and stays on the branches well into winter. This variety is faster growing than most oaks with lower branching.

PYRAMIDAL ENGLISH OAK / CHÊNE PYRAMIDAL

Quercus robur 'Fastigiata'



Height:12m Spread:15m Zone:5-9
 Shape:Pyramidal Foliage:Dark Green

A columnar, pyramidal form with tight branching structure and a fast growth rate. The deep green leaves turn brown in the fall and stay on the branches well into the winter months.

40mm
 45mm
 50mm
 60mm
 70mm
 80mm
 90mm
 100mm

Larger sizes available upon request

RED OAK / CHÊNE ROUGE

Quercus rubra



Height:15m Spread:15m Zone:5-9
 Shape:Rounded Foliage:Dark Green

A fast-growing native oak with a broadly rounded shape. The foliage starts out light red in the spring, turning dark green in the summer and finally vibrant reds and oranges in the fall.

Legend:



TREES

1-24

25+

ROBINIA

BLACK LOCUST / ROBINIER NOIR

Robinia pseudoacacia



April-May
White

Height:13m Spread:8m Zone:4
Shape:Upright Foliage:Green

Chains of white flowers, that resemble the wisteria flower, hang from the branches in late spring. Foliage is made up of small compound leaves of medium green.

40mm
45mm
50mm
60mm

FRISIA LOCUST / ROBINIER 'FRISIA'

Robinia pseudoacacia 'Frisia'



April-May
White

Height:13m Spread:8m Zone:4
Shape:Upright Foliage:Green/Golden

Chains of white flowers, that resemble the wisteria flower, hang from the branches in late spring. Compound leaves at bright green to golden all season.

PURPLE ROBE LOCUST / ROBINIER 'PURPLE ROBE'

Robinia pseudoacacia 'Purple Robe'



April-May
Purple-pink

Height:10m Spread:7m Zone:3
Shape:Arching Foliage:Bright Green

Clusters of purple-pink, wisteria-like flowers hang from the branches in early spring. Compound leaves are bright green through summer and turn yellow in the fall.



Purple Robe Locust

1-24

25+

SALIX

GOLDEN WEEPING WILLOW / SAULE PLEURER

Salix alba 'Tristis'



Height:15m Spread:20m Zone:4-9
Shape:Weeping Foliage:Silver-green

The thin silver-green leaves trail along the weeping branches and turn golden-yellow in the fall. Once the leaves fall in the autumn, the bright golden branches are visible and shine through the winter.

40mm
45mm
50mm
60mm
70mm
80mm
90mm
100mm

CORKSCREW WILLOW / SAULE TORTUEUX

Salix matsudana 'Tortuosa'



Height:10m Spread:6m Zone:5-9
Shape:Upright Foliage:Gray-green

This tree has a narrow, upright form with twisted and slightly pendulous branches. The thin, gray-green foliage trails along the branches and turns bright yellow in the fall.

40mm
45mm
50mm
60mm
70mm

BLACK WILLOW / SAULE NOIR

Salix nigra



Height:15m Spread:18m Zone:2
Shape:Spreading Foliage:Dark Green

A native tree with an irregular spreading form that is often found in clumps. The very thin serrated leaves are glossy dark green and turn bright yellow in the fall.

40mm
45mm
50mm
60mm
70mm
80mm
90mm
100mm

TREES

1-24

25+

LAUREL WILLOW / SAULE LAURIER

Salix pentandra



Height:12m Spread:8m Zone:1b-9
Shape:Rounded Foliage:Glossy Green

A very hardy tree that is great for street planting due to its ability to withstand pollution. The glossy green foliage becomes a nice yellow in the fall.

45mm
50mm
60mm
70mm

SOPHORA

JAPANESE PAGODA TREE

Sophora japonica 'Regent'



August
Yellow

Height:20m Spread:15m Zone:3
Shape:Upright Foliage:Dark Green

Pale yellow flowers fill the branches in the summer and accent the glossy dark green foliage that turns to soft yellows in the fall.

45mm
50mm
60mm
70mm

SORBUS

**EUROPEAN MOUNTAIN ASH /
SORBIER DES OISEAUX**

Sorbus aucuparia



April-May
White



Height:15m Spread:8m Zone:3-9
Shape:Upright Foliage:Dark Green

Large clusters of tiny white flowers in the spring and dark green compound foliage that turns a brilliant orange in the fall. Bright orange fruit clusters last through to winter and accent the smooth gray-green bark.

40mm
45mm
50mm
60mm
70mm
80mm

Legend:



Full Sun



Partial Sun



Full Shade



Bloom Time



New



Attracts Birds



Native

1-24

25+

CARDINAL ROYAL MOUNTAIN ASH / SORBIER

Sorbus aucuparia 'Michred'



April-May
White



Height:16m Spread:5m Zone:2
Shape:Symmetrical Foliage:Dark Green

Large clusters of tiny white flowers in the spring and dark green compound leaves that turn brilliant orange in the fall. Bright red fruit clusters last through to winter and accent the smooth gray-green bark.

45mm
50mm
60mm

PYRAMIDAL MOUNTAIN ASH / SORBIER

Sorbus aucuparia 'Fastigiata'



April-May
White



Height:12m Spread:2m Zone:2b-9
Shape:Columnar Foliage:Dark Green

A narrow columnar tree with white flower clusters amid the dark green compound leaves. Foliage turns a vibrant orange in the fall and is accompanied by bright orange berries that persist through the winter.

45mm
50mm
60mm
70mm

**RUSSIAN MOUNTAIN ASH /
SORBIER DE RUSSIE**

Sorbus aucuparia 'Rossica'



April-May
White



Height:12m Spread:6m Zone:3b-9
Shape:Upright Foliage:Dark Green

Has a broadly pyramidal form and a higher resistance to fire blight. Broad clusters of white flowers in the spring and dark green leaves that turn brilliant orange in the fall. Small orange-red fruit that lasts through the winter.

45mm
50mm
60mm
70mm
80mm
90mm
100mm

TREES

1-24

25+

**OAKLEAF MOUNTAIN ASH /
SORBIER À FEUILLES DE CHÊNE**

Sorbus thuringiaca 'Fastigiata'



Height:8m

Shape:Upright

Large white flower clusters in late spring and deep green oak-like foliage that turns golden-yellow in the fall. Orange fruit develops in the fall and lasts through winter.

45mm

50mm

60mm



April-May
White

Spread:3m

Foliage:Gray-green



Zone:5-9

SYRINGA

**SUMMER CHARM® TREE LILAC /
LILAS 'SUMMER CHARM®'**

Syringa pekinensis 'DTR124'



Height:6m

Shape:Upright

A slightly narrower variety with an upright form. Large white flowers bloom in May-July. Foliage is dark green and the exfoliating brown bark creates a great visual effect all winter.

40mm

45mm

50mm

60mm

70mm

80mm



May-July
White

Spread:5m

Foliage:Dark Green



Zone:5-9

**CHINA SNOW® TREE LILAC /
LILAS 'CHINA SNOW®'**

Syringa pekinensis 'Morton'



Height:6m

Shape:Upright

Creamy-white flowers cover the branches in May-July. Beautiful brownish-red exfoliating bark causes this tree to stand out in the winter.



May-July
White

Spread:6m

Foliage:Dark Green



Zone:5

**COPPER CURLS® TREE LILAC /
LILAS 'COPPER CURLS®'**

Syringa pekinensis 'SunDak'



Height:6m

Shape:Upright

Large white flowers from May-July. Dark green leaves persist through the season and coppery-orange peeling bark offers great winter interest.



May-July
White

Spread:4m

Foliage:Dark Green



Zone:3

1-24

25+

**BEIJING GOLD TREE LILAC /
LILAC 'BEIJING GOLD'**

Syringa pekinensis 'Zhang Zhiming'



Height:6m

Shape:Upright

Yellow flower clusters appear from late spring to early summer. Dark green leaves become intense shades of gold in the fall. This tree makes a great city or street tree due to its high pollution tolerance.

40mm

45mm

50mm

60mm

70mm

80mm



May-July
Yellow

Spread:6m

Foliage:Dark Green



Zone:5

BOULEVARD TREE LILAC / LILAS 'BOULEVARD'

Syringa reticulata 'Boulevard'



Height:6m

Shape:Upright

White flowers bloom from late spring to early fall and dark green leaves persist through the season.



May-July
White

Spread:4m

Foliage:Dark Green



Zone:3

**GOLDEN ECLIPSE TREE LILAC /
LILAS 'GOLDEN ECLIPSE'**

Syringa reticulata 'Golden Eclipse'



Height:6m

Shape:Oval

Sweetly scented white flowers appear through early summer and are accented by the stunning dark green leaves with golden variegated edges



May-July
White

Spread:5m

Foliage:Green/Gold



Zone:3



Golden Eclipse Tree Lilac

TREES

1-24

25+

IVORY SILK TREE LILAC / LILAS 'IVORY SILK'

Syringa reticulata 'Ivory Silk'



Height: 8m Spread: 5m Zone: 2-9
Shape: Oval Foliage: Dark Green

Creamy white flowers fill the tree in May-July. Dark green leaves maintain their colour throughout the season, and the smooth blue-gray bark adds beauty through the winter months.

- 40mm
- 45mm
- 50mm
- 60mm
- 70mm
- 80mm

TILIA

BASSWOOD LINDEN / TILLEUL D'AMÉRIQUE

Tilia americana



Height: 15m Spread: 13m Zone: 4-9
Shape: Globular Foliage: Green

A low-maintenance tree with a broad pyramidal form and heart-shaped leaves. Foliage is dark green through summer and becomes intense yellows and golds in the fall.

- 150cm
- 175cm
- 200cm
- 250cm
- 40mm
- 45mm
- 50mm
- 60mm
- 70mm
- 80mm
- 90mm
- 100mm

Larger sizes available upon request

BOULEVARD LINDEN / TILLEUL BOULEVARD

Tilia americana 'Boulevard'



Height: 10m Spread: 10m Zone: 3
Shape: Pyramidal Foliage: Green

The narrow pyramidal form is great for tighter landscapes. Yellow flowers in the summer and dark green leaves that turn yellow in the fall.

1-24

25+

LEGEND LINDEN / TILLEUL LEGEND

Tilia americana



Height: 12m Spread: 9m Zone: 4
Shape: Pyramidal Foliage: Green

A slightly smaller selection with a broadly pyramidal form. Lovely pale yellow flowers appear in early summer and dark green foliage turns brilliant yellows and golds in the autumn.

REDMOND LINDEN / TILLEUL REDMOND

Tilia americana 'Legend'



Height: 10m Spread: 10m Zone: 4-9
Shape: Pyramidal Foliage: Dark Green

A beautiful, compact pyramidal form and fast growth rate. In early summer, bunches of small, sweetly scented yellow flowers bloom. Dark green, heart-shaped leaves become vibrant yellows and golds in the fall.

CORINTHIAN LINDEN / TILLEUL CORINTHIAN

Tilia cordata 'Corzam'



Height: 15m Spread: 5m Zone: 3
Shape: 5m Foliage: Dark Green

This tree has a symmetrical pyramidal form with branches that are evenly spaced around the trunk, making it a neat and formal-looking tree. Cream flowers in the summer and dark green leaves that turn yellow in the fall.

GLENLEVEN LINDEN / TILLEUL GLENLEVEN

Tilia cordata 'Glenleven'



Height: 15m Spread: 12m Zone: 3-9
Shape: Open Foliage: Dark Green

A fast growing hybrid with a more open crown and larger leaves than the Greenspire Linden. Its tidy shape makes it a great low-maintenance tree. Cream coloured flowers and yellow fall foliage.

Legend:

- Full Sun
- Partial Sun
- Full Shade
- Bloom Time
- New
- Attracts Birds
- Native

TREES

1-24

25+

GREENSPIRE LINDEN / TILLEUL GREENSPIRE

Tilia cordata 'Greenspire'



June-July
Cream

Height:15m Spread:12m Zone:3-9
Shape:Oval Foliage:Dark Green

A nice, tightly pyramidal form makes this tree a great addition to any landscape. Features small yellow flowers in the early summer and dark green heart-shaped leaves that turn lovely shades of gold in the fall.

NORLIN LINDEN / TILLEUL NORLIN

Tilia cordata 'Ronald'



June-July
Yellow

Height:15m Spread:10m Zone:3
Shape:Pyramidal Foliage:Dark Green

A fast growing variety with a broadly pyramidal form and a greater resistance to sunscald and leaf gall. Yellow flowers and golden-yellow fall foliage.

CRIMEAN LINDEN / TILLEUL CRIMEAN

Tilia x euchlora



June-July
Cream

Height:12m Spread:8m Zone:5-9
Shape:Pendulous Foliage:Bright Green

A good street or specimen tree with an upright habit of growth and slightly pendulous branches. The bright green glossy foliage becomes yellow in the fall.

HARVEST GOLD LINDEN /

TILLEUL HARVEST GOLD

Tilia mongolica 'Harvest Gold'



June-July
Yellow

Height:13m Spread:10m Zone:2
Shape:Upright Foliage:Glossy Green

This tree has a broad pyramidal to oval form and a greater resistant to sunscald and leaf spot. Green foliage emerges with a red tint and changes to vibrant gold in the fall. Exfoliating bark adds winter interest.

1-24

25+

STERLING SILVER LINDEN / TILLEUL STERLING SILVER

Tilia tomentosa 'Sterling Star'



June-July
Yellow

Height:15m Spread:9m Zone:5
Shape:Pyramidal Foliage:Dark Green

This broadly pyramidal tree is a great choice for larger landscapes and has small yellow flowers in early summer. The dark green foliage is slightly hairy and features an attractive silver undersurface that shimmers in the breeze and give this tree its name.

ULMUS

WHITE ELM / ORME BLANC

Ulmus americana



Height:25m Spread:13m Zone:2
Shape:Vase Foliage:Dark Green

A large shade tree with a vase-shaped habit that creates a broad canopy. The foliage is dark green and serrated, and becomes vibrant gold in the fall.

- 40mm
- 45mm
- 50mm
- 60mm
- 70mm
- 80mm

BRANDON ELM / ORME BRANDON

Ulmus americana 'Brandon'



Height:18m Spread:12m Zone:2
Shape:Vase Foliage:Dark Green

This tree has a vase-shaped form that creates a beautiful canopy for providing shade. This variety is a bit smaller and more compact than the White Elm. The foliage is dark green and serrated and becomes a vibrant gold in the fall.

- 40mm
- 45mm
- 50mm
- 60mm
- 70mm
- 80mm

TREES

1-24

25+

PRINCETON ELM / ORME PRINCETON*Ulmus americana 'Princeton'*Height:30m Spread:10m Zone:3-9
Shape:Vase Foliage:Dark Green

A dense, vase-shaped elm with a higher resistance to Dutch Elm Disease. The serrated foliage is dark green through the summer, becoming a brilliant gold in the fall.

40mm
45mm
50mm
60mm
70mm**VALLEY FORGE ELM / ORME VALLEY FORGE***Ulmus americana 'Valley Forge'*Height:21m Spread:18m Zone:5
Shape:Vase Foliage:Dark Green

This tree has the best resistance to Dutch Elm Disease. Dark green foliage has serrated edges and turns beautiful shades of yellow and gold in the fall.

40mm
45mm
50mm
60mm
70mm**CAMPERDOWN ELM /****ORME D'ÉCOSSE PARASOL***Ulmus glabra cornata 'Pendula'*Height:6m Spread:9m Zone:4
Shape:Weeping Foliage:Green

This tree features branches that extend from the top of the trunk downwards towards the ground, giving the umbrella effect. The Bright green leaves have serrated edges and become a brilliant golden colour in the fall.

50mm
60mm
70mm**ACCOLADE ELM / ORME ACCOLADE***Ulmus japonica wilsoniana 'Morton'*Height:22m Spread:20m Zone:4
Shape:Vase Foliage:Dark Green

Vase-shaped with an arching habit and features improved resistance to Elm Leaf Beetles, Phloem Necrosis, and Dutch Elm Disease. Dark green foliage turns golden-yellow in the fall.

1-24

25+

NEW HORIZON ELM / ORME NEW HORIZON*Ulmus japonica x pumila 'New Horizon'*Height:17m Spread:9m Zone:4
Shape:Vase Foliage:Green

A compact vase-shaped tree with dense elliptical leaves. It is a cross between Siberian Elm and Japanese Elm with an improved resistance to Dutch Elm Disease.

EMERALD SUNSHINE® ELM / ORME EMERALD SUNSHINE*Ulmus propinqua 'JFS-Bieberich'*Height:10.5m Spread:7m Zone:5
Shape:Vase Foliage:Deep Green

A smaller variety with a compact vase-shape. The serrated foliage emerges with a bronze tint before fading to dark green through the summer and finally a bright gold in the fall. This tree features a resistance to the Elm Leaf Beetle, Dutch Elm Disease, and Phloem Necrosis

PROSPECTOR ELM / ORME PROSPECTOR*Ulmus wilsoniana 'Prospector'*Height:12m Spread:9m Zone:4
Shape:Vase Foliage:Dark Green

A smaller variety with a vase-shaped habit and resistance to the Elm Leaf Beetle, Dutch Elm Disease and Phloem Necrosis. Foliage emerges tinted with red-orange in the spring, fading to a dark green in the summer and finally golden yellow in the fall.

COMMENDATION™ ELM / ORME COMMENDATION™*Ulmus 'Morton Stalwart'*Height:18m Spread:16m Zone:5
Shape:Upright Foliage:Green

A large, fast-growing shade tree with a great resistance to Dutch Elm Disease. The dark green foliage is large with serrated edges and turns a brilliant yellow in the fall.

TREES

1-24

25+

HOMESTEAD ELM / ORME HOMESTEAD

Ulmus x 'Homestead'



Height:18m Spread:13m Zone:5
 Shape:Pyramidal Foliage:Dark Green

A rapidly growing shade tree with a pyramidal crown and a great tolerance to Dutch Elm Disease. The foliage is glossy, bright green and changes to pale yellow in the fall.

PIONEER ELM / ORME PIONEER

Ulmus x 'Pioneer'



Height:25m Spread:15m Zone:4
 Shape:Vase Foliage:Dark Green

A spreading, rounded, vase-shaped form and a rapid growth rate. It features a high tolerance to Dutch Elm disease. Dark green foliage has serrated edge and becomes a lovely yellow colour in the fall.

TRIUMPH™ ELM / ORME TRIUMPH

Ulmus 'Morton Glossy'



Height:17m Spread:13m Zone:5
 Shape:Symmetrical Foliage:Dark Green

This tree features a sturdy symmetrical growth habit and a high tolerance to the Dutch Elm disease. The leaves are dark green with serrated edges and turn golden-yellow in the fall.

40mm
 45mm
 50mm
 60mm
 70mm
 80mm

VIBURNUM

NANNYBERRY / ALISIER

Viburnum lentago



Height:4m Spread:3m Zone:2
 Shape:Rounded Foliage:Glossy Green

A small tree with flowers in June followed by blue-black fruit. Green foliage turns purple-red in the fall. This is a very versatile selection doing well in dry or moist soils.

40mm
 45mm
 50mm
 60mm

1-24

25+

ZELKOVA

GREEN VASE ZELKOVA

Zelkova serrata 'Green Vase'



Height:13m Spread:13m Zone:5
 Shape:Vase Foliage:Green

The serrated green foliage turns red-orange in the fall and exfoliating bark adds winter interest.

45mm
 50mm
 60mm
 70mm

HALKA ZELKOVA

Zelkova serrata 'Halka'



Height:16m Spread:10m Zone:5
 Shape:Vase Foliage:Green

An upright vase-shaped tree with serrated foliage that is medium green through the summer and becomes burnt orange in the fall.

MUSASHINO COLUMNAR ZELKOVA

Zelkova serrata 'Musashino'



Height:14m Spread:4m Zone:5
 Shape:Vase Foliage:Green

A narrowly upright, vase-shaped tree that is ideal for tight spaces and street plantings. Green leaves turn rusted orange in the fall

WIRELESS ZELKOVA

Zelkova serrata 'Schmidtlow'



Height:7m Spread:10m Zone:5
 Shape:Vase Foliage:Green

A broad, low-spreading, vase-shaped canopy makes this a great choice for an area that needs a shorter shade tree. Vibrant red fall foliage.

VILLAGE GREEN ZELKOVA

Zelkova serrata 'Village Green'



Height:12m Spread:15m Zone:5
 Shape:Vase Foliage:Deep Green

A rounded, vase-shaped tree that makes an excellent city or street tree due to its ability to thrive in polluted areas. Red fall foliage